



HUNT & NASH

Est. 1938 www.huntandnash.co.uk

24 Bridgestone Drive, Bourne End Buckinghamshire SL8 5XH

END TERRACE TWO BEDROOM HOME
ENTRANCE LOBBY: SITTING ROOM: KITCHEN/BREAKFAST ROOM
TWO DOUBLE BEDROOMS
BATHROOM: DOUBLE GLAZING: GAS AND ELECTRIC HEATING
SOUTH FACING REAR GARDEN: ALLOCATED PARKING
POPULAR LOCATION: NO ONWARD CHAIN: EPC RATING D



A delightful two bedroom end of terrace house in the heart of this ever so popular Wimpey Homes development that is conveniently located within walking distance of the village centre, train station and shops.

The property is generally well presented throughout but would now benefit from some updating internally.

On the ground floor is a spacious sitting room with stairs rising to the first floor and a door leading through to the kitchen. There is plenty of space in the kitchen for a table and there is a half glazed door leading to the rear garden. On the first floor are two double bedrooms, both of a similar size, and a bathroom.

The rear garden extends to about 30 ft and is mainly laid to lawn with well stocked flower and shrub borders.

There is a patio adjacent to the rear of the house and side access to the front of the property. At the far end of the garden is a wooden gate leading to a parking area for resident's and an allocated parking space for number 24.

Bourne End is a sought after Thameside village with thriving shops, cafes and pubs, excellent schools and a rail station linking via Maidenhead to Paddington. The village is also conveniently placed for both the M40 (J4) and the M4 (J8/9). Heathrow Airport is approximately 18 miles distant. There are various sporting facilities and opportunities locally including golf at Stoke Park, Sailing at Upper Thames Sailing Club and Cookham Reach plus Racing at Ascot and Windsor.

HMRC Anti Money Laundering

Anti Money Laundering Regulations require all purchasers to produce valid identification documentation before receiving a contract to purchase.

Any personal data collected by Hunt & Nash will only be used for the purposes of preventing money laundering and terrorist funding and further information is available on request as required under Article 13 of the GDPR

Travel time by Rail (from Bourne End Station) Marlow - 8 mins | Reading - 32 mins | London Paddington - 1hr

GUIDE PRICE . . . £349,950 . . . FREEHOLD

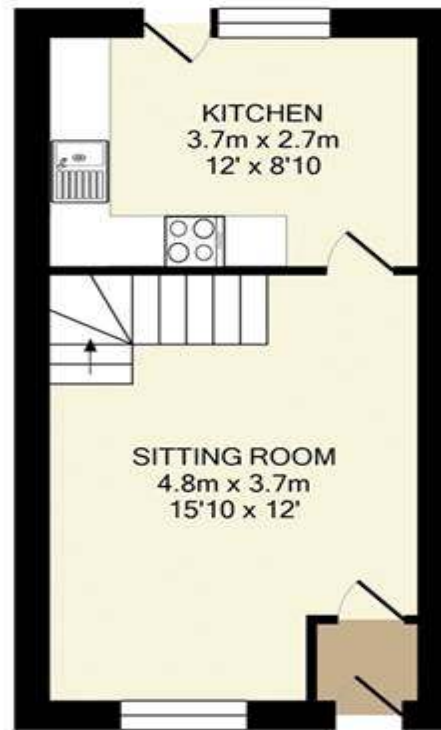
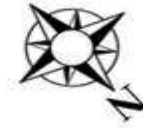
The property will be sold subject to, and with all wayleaves, easements and rights of way, whether mentioned in these particulars or not.

Tel: 01628 522568

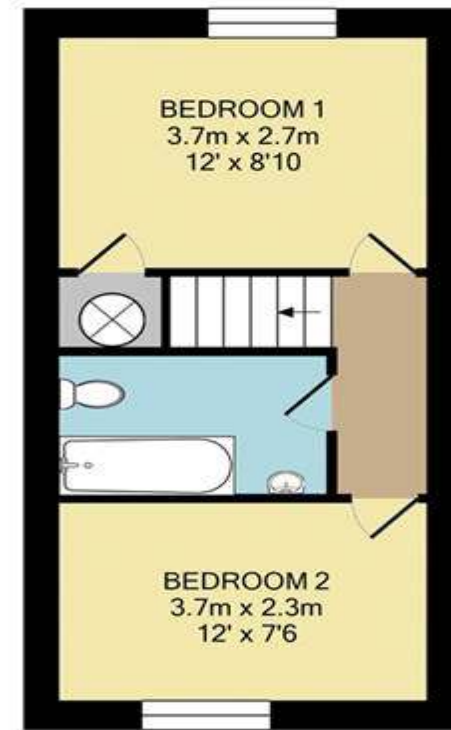
Viewing By Appointment
Email: bourneend@huntandnash.co.uk



All measurements of doors, windows, rooms and any other items are approximate and no responsibility is taken for any error, omission or mis-statement. This plan is for illustrative purposes only and should be used as such. Not to scale. www.huntandnash.co.uk



GROUND FLOOR



FIRST FLOOR





Note: These particulars are produced in good faith, having been prepared as a general guide. Hunt & Nash give notice that they do not constitute any part of a contract. We have not carried out a survey, nor tested the services, appliances and specific fittings if any. Room sizes should not be relied on for carpets and furnishings.

HUNT & NASH

Est. 1938

www.huntandnash.co.uk

naea
propertymark

PROTECTED

ESTATE AGENTS BLOCK MANAGEMENT
RESIDENTIAL LETTINGS & MANAGEMENT

 OnTheMarket.com